

**NOTES (REF):**

**1.0 WEIGHT ESTIMATE:**

- 1.1 COVER: 7,300 LBS
- 1.2 BASE W/ FILTERS: 25,500 LBS

**2.0 MATERIALS MEET OR EXCEEDS REQUIREMENTS:**

- 2.1 VAULT:
  - 2.1.1 REBAR: ASTM A-615 GRADE 60
  - 2.1.2 CEMENT: ASTM C-150 SPECIFICATIONS  
CONCRETE 28 DAY COMPRESSIVE STRENGTH SHALL BE 5000 PSI (MIN)

**2.2 ACCESS: 30" MANHOLE CLEAR OPENING**

**3.0 CONCRETE STRUCTURE DESIGN LOADINGS:**

- 3.1 AASHTO HS-20 LOAD RATING (CONCRETE ONLY).
- 3.2 SOIL WEIGHT = 120 PCF
- 3.3 DEPTH OF OVERBURDEN: <8-FT
- 3.4 EQUIVALENT FLUID PRESSURE = 40 PCF
- 3.5 LATERAL LIVE LOAD SURCHARGE PER SPECS.

**4.0 PERFORMANCE CHARACTERISTICS (STANDARD CARTRIDGE):**

- 4.1 MAXIMUM CARTRIDGE CAPACITY = 8
- 4.2 MAXIMUM TREATMENT CAPACITY = 2.05 CFS (920 GPM)
- 4.3 PRIMARY BYPASS OVER WEIR: 10.0 CFS (4,500 GPM)
- 4.4 SECONDARY BYPASS OVER WEIR: 25.0 CFS (11,000 GPM)

**5.0 MANHOLE CASTING: CASTINGS ARE RATED FOR REPEATED VEHICULAR TRAFFIC AND CONFORM TO AASHTO M306 STANDARDS. FINAL MANHOLE OR ACCESS HATCH INSTALLATION, AND ADJUSTMENT TO GRADE, SHALL BE PERFORMED BY QUALIFIED PERSONNEL. IF REQUIRED, GRADE RINGS OR LEVELING BLOCKS SHALL BE SUPPLIED BY THE CONTRACTOR.**

**6.0 OFF-LOADING, SETTING, EXCAVATION, DEWATERING, DRAINAGE, AND BACK FILL OPERATIONS SHALL BE PERFORMED IN ACCORDANCE WITH OSHA AND LOCAL REGULATIONS AND ARE THE RESPONSIBILITY OF THE CONTRACTOR. SUB-BASE AND BACKFILL DEPTH ARE SITE SPECIFIC AND SHALL BE SPECIFIED BY THE ENGINEER OF RECORD.**

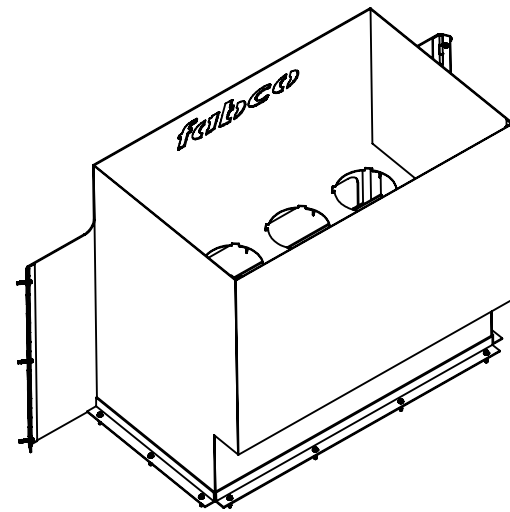
**7.0 THE CONTRACTOR SHALL VERIFY THAT THE UNIT IS VERTICALLY AND HORIZONTALLY PLUMB AND STABLE, WITH MINIMUM VOIDS AND MINIMUM UN-COMPACTED SOIL AFTER BACK FILL OPERATION.**

**8.0 CONNECT EXISTING DRAIN LINE TO STORMSAFE INLET AND OUTLET PORTS WITH APPROVED NON-SHRINKING GROUT-FILL IN ACCORDANCE WITH GROUT MANUFACTURERS INSTRUCTIONS. ALL GROUT-FILL MATERIALS SHALL BE SUPPLIED BY THE CONTRACTOR. THE STORMSAFE "INLET" AND "OUTLET" PORTS ARE CLEARLY LABELED WITH BLACK PAINT. INLET AND OUTLET DRAIN LINES ARE TO BE ALIGNED FLUSH WITH RESPECT TO THE INTERIOR VAULT WALLS.**

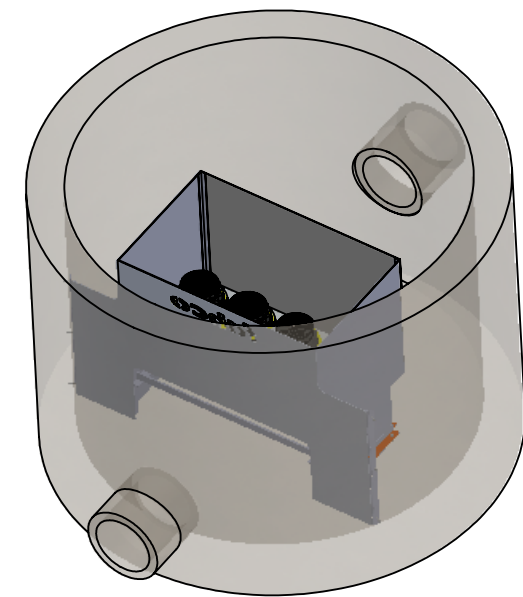
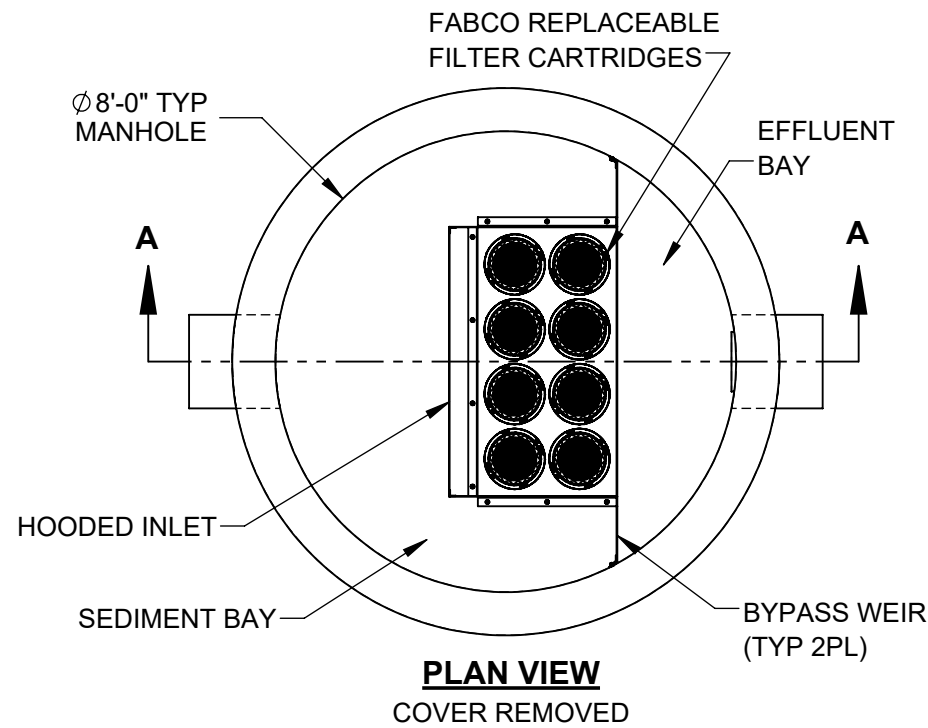
**9.0 MAINTENANCE AND CARTRIDGE FILTER REPLACEMENT INSTRUCTIONS ARE PROVIDED SEPARATELY BY FABCO AND ARE SITE SPECIFIC.**

**10.0 CARTRIDGE FILTER REPLACEMENT (IN GENERAL):**

FOR BEST PERFORMANCE REPLACE CARTRIDGE FILTERS IAW FABCO RECOMMENDATIONS. HIGH CONTAMINANT LOCATIONS MAY REQUIRE MORE FREQUENT CARTRIDGE REPLACEMENT. REMOVE ANY DEBRIS OR HEAVY SEDIMENT FROM THE SEDIMENT AND EFFLUENT BAYS. ENTER THE STORMSAFE MANHOLE IN ACCORDANCE WITH STATE AND LOCAL REGULATIONS FOR ENCLOSED SPACE ENTRY. REMOVE EACH CARTRIDGE BY ROTATING 30-DEGREES IN THE CLOCKWISE DIRECTION AND LIFTING. LIKEWISE, INSTALL THE NEW CARTRIDGE AND LOCK IN PLACE BY ROTATING 30-DEGREES IN THE COUNTER CLOCKWISE DIRECTION. DISPOSE OF USED FILTER CARTRIDGES PER LOCAL REGULATIONS.

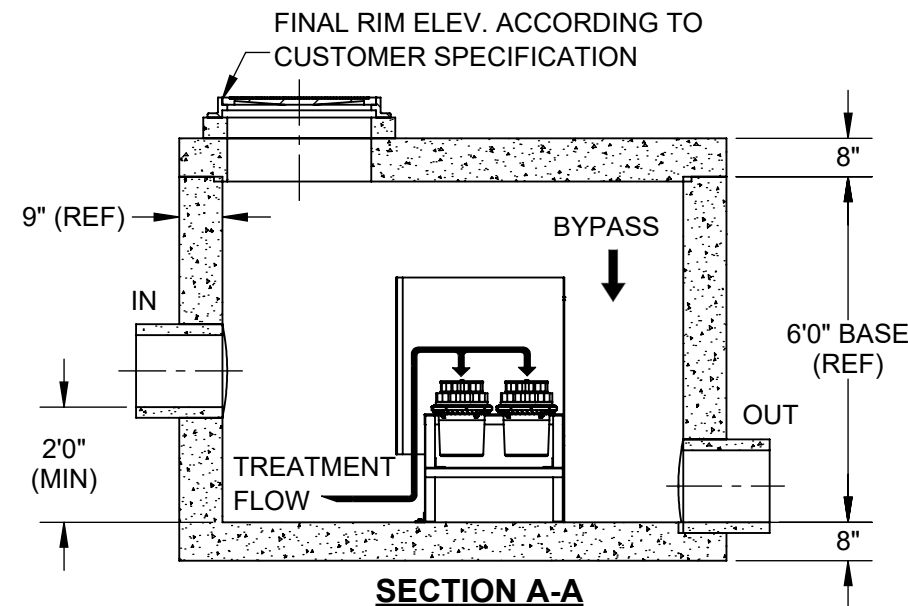
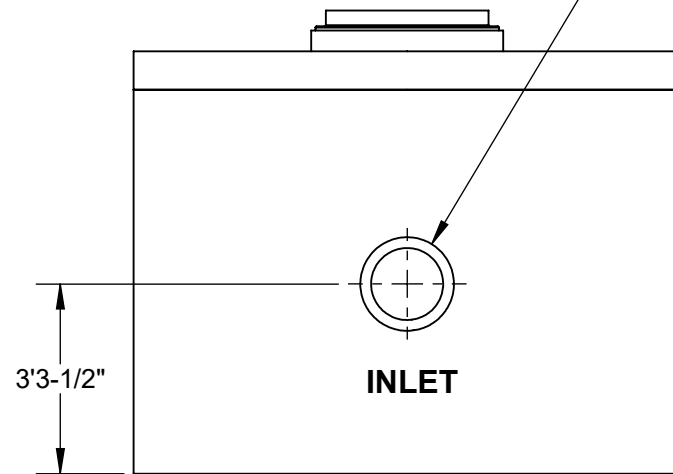


**REFERENCE VIEW**  
INTERNAL FILTER HOUSING

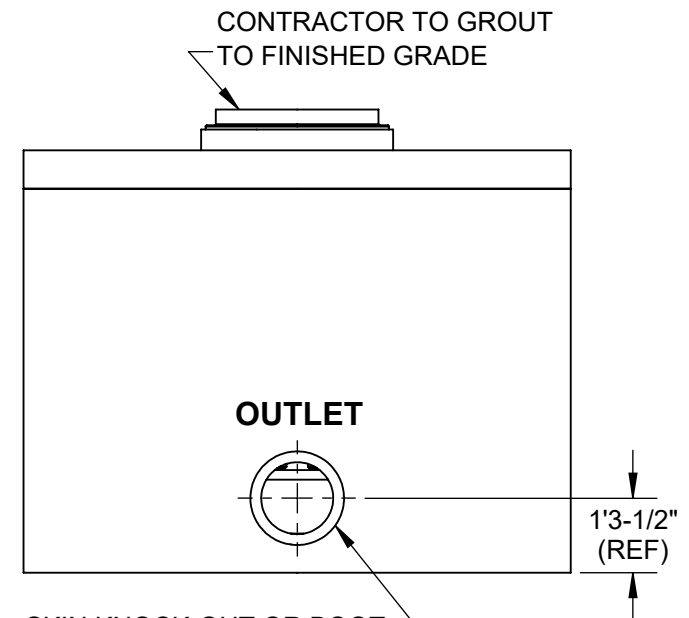


**REFERENCE VIEW**  
COVER REMOVED

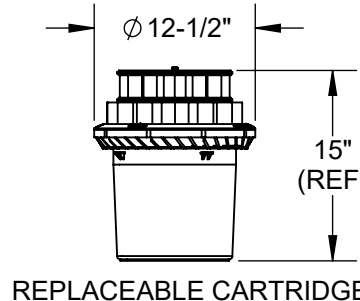
SKIN KNOCK-OUT OR BOOT CONNECTION LOCATION AND SIZE ACCORDING TO CUSTOMER SPECIFICATION



**SECTION A-A**



SKIN KNOCK-OUT OR BOOT CONNECTION LOCATION AND SIZE ACCORDING TO CUSTOMER SPECIFICATION (PIPE INVERT FLUSH TO FLOOR)



REPLACEABLE CARTRIDGE

RIM ELEVATION (FT)			
PIPE	I.E. (FT)	MATERIAL	SIZE (IN)
INLET			
OUTLET			

**PROPRIETARY AND CONFIDENTIAL**  
THIS DOCUMENT IS THE PROPERTY OF FABCO INDUSTRIES AND IS CONVEYED WITH THE EXPRESS CONDITION THAT IT AND THE INFORMATION CONTAINED IN IT ARE NOT TO BE USED, DISCLOSED, OR REPRODUCED IN WHOLE OR IN PART, FOR ANY PURPOSE WITHOUT THE EXPRESS WRITTEN CONSENT OF FABCO INDUSTRIES; AND THAT NO RIGHT IS GRANTED TO DISCLOSE OR SO USE ANY INFORMATION CONTAINED IN SAID DOCUMENT.

UNLESS OTHERWISE SPECIFIED REMOVE ALL BURRS BREAK SHARP EDGES .002 - .020 FILLETS .020 MAX DIMENSIONS ARE IN INCHES AND INCLUDE CHEMICALLY APPLIED OR PLATED FINISHES

TOLERANCES:  
DEC .00 ± .01  
DEC .000 ± .005  
FRACT ± 1/16  
ANGLE ± 2°

APPROVAL	DATE
DWN H.G.	1/26/2024
CHKR J.P.	1/26/2024
ENGR H.G.	1/27/2025

PROJECT  
MATERIAL

FABCO INDUSTRIES, INC.  
24 CENTRAL DRIVE  
FARMINGDALE, NY 11735  
WWW.FABCO-INDUSTRIES.COM

**STORMSAFE MANHOLE, 8' DIA**  
**8-CARTRIDGE FILTER**

SIZE DWG. NO.	REV
B SSM08-1-000	D

SCALE: NONE SHEET 1 OF 1